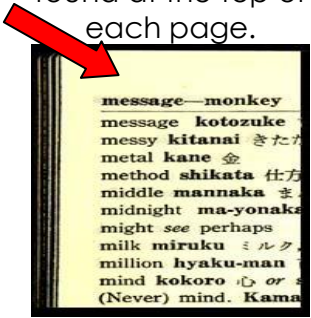



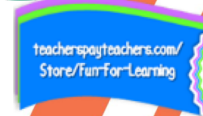
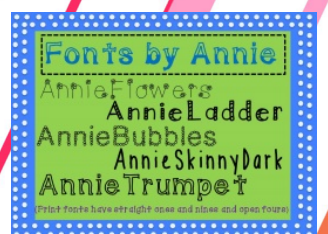
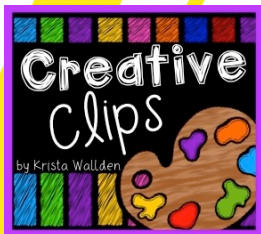
Spelling Menu

Directions: Get 20 Points! Choose as many activities as you need to make 20 points each week. *Make sure your words are spelled correctly!* You will turn in your spelling homework on **Fridays**. Please **label** which choice you are choosing for each activity.

<p>Count Consonants and Vowels 5 points</p> <p>Make a chart and write each spelling word. Then tell how many consonants and vowels each word has.</p> <table border="1"> <thead> <tr> <th>Word</th> <th>Consonants</th> <th>Vowels</th> </tr> </thead> <tbody> <tr> <td>teacher</td> <td>4</td> <td>3</td> </tr> <tr> <td>stapler</td> <td>5</td> <td>2</td> </tr> </tbody> </table>	Word	Consonants	Vowels	teacher	4	3	stapler	5	2	<p>Shape Words 5 points</p> <p>d do don donu donut</p> <p>(or make them boat shaped, wagon shaped, smiley face, etc.)</p>	<p>ABC Order 5 points</p> <p>Write your spelling words in ABC order.</p> <hr/> <p>Sentences 10 points</p> <p>Write each spelling word in a sentence. <u>Underline</u> each word.</p>	<p>Using Dictionary 5 points</p> <p>Look up your spelling words in a dictionary. Write the guide words found at the top of each page.</p> 
Word	Consonants	Vowels										
teacher	4	3										
stapler	5	2										
<p>Write a letter 10 points</p> <p>Write a letter to someone. Use your spelling words. <u>Underline</u> each spelling word. Follow the letter format discussed in class.</p> <p>Parts date, greeting, body, closing, signature</p>	<p>Scrabble 10 points</p> <p>Connect spelling words to create a Scrabble board Example:</p> <p>b c a t u b u s u b</p>	<p>Using rhymes 5 points</p> <p>Write your words and then write a rhyming word next to each word</p> <p>Example: light--- bright brag--- drag</p>	<p>"NEW" words 5 points</p> <p>Form NEW words by changing 1 or 2 letters in your spelling word.</p>									
<p>Use technology 10 points</p> <p>1. Type out your spelling and/or vocabulary words on the computer.</p> <p>or</p> <p>2. Use the website http://www.wordle.net create a word cloud.</p>	<p>Question 10 points</p> <p>Write questions with your spelling words.</p>	<p>Write a Story 10 points</p> <p>Write a story using the spelling words.</p>	<p>Explain the meaning 5 points</p> <p>Read each word and explain to your parents what each word means. (Parents will be responsible for writing a note in the spelling homework if the student chooses this activity)</p>									
<p>"Ransom" Words 10 points</p> <p>"Write" your words by cutting letters out of a newspaper or magazine and gluing the letters on a piece of paper to spell your words.</p>	<p>Sort the words by parts of speech 5 points</p> <table border="1"> <thead> <tr> <th>word</th> <th>part of speech</th> </tr> </thead> <tbody> <tr> <td>castle</td> <td>noun</td> </tr> <tr> <td>yelled</td> <td>verb</td> </tr> <tr> <td>old</td> <td>adjective</td> </tr> </tbody> </table>	word	part of speech	castle	noun	yelled	verb	old	adjective	<p>Sort the words by a category (you get to create the category) 10 points</p> <p>words related to cooking { frying, baking, mixing</p>	<p>Picture words 5 points</p> <p>Draw any picture and hide your spelling words in the picture.</p>	
word	part of speech											
castle	noun											
yelled	verb											
old	adjective											

Credits Page:

This page is dedicated to all of the awesome clip artists that allow me to create everything in my store! Thank you!



Thank you!

Earn \$ to spend on TPT by
providing feedback HERE

See how it works



Click on ANY icon to follow me! You will be
notified 1st for all new products and FREEBIES!



E-Mail
ME!

Teachers Pay Teachers